




















Online Safety: My Personal Information

<p>Aim: Use technology safely and respectfully in the context of keeping personal information safe.</p> <p>To understand what personal information I need to keep safe.</p>	<p>Success Criteria: I can talk about my own personal information. I can recognise what personal information can affect my safety. I know who to tell if someone asks for my personal information.</p>	<p>Resources: Lesson Pack</p>
<p>Key/New Words: Information, safety, personal, key, question, tell, safe, share, stranger, danger.</p>	<p>Preparation: All About Me Cards - 1 set per pair Safe and Share Activity Sheet - as required</p>	

Prior Learning: Some discussion around 'Stranger Danger' with the class would be desirable before starting this lesson.

Learning Sequence

	<p>Stranger Danger: Ask children what a stranger is and discuss (clarifying the difference between strangers and trusted adults that we don't know, e.g. police officers, if necessary). Discuss and recap ways in which to stay safe around strangers.</p>	
	<p>All About Me: In pairs, children use the All About Me Cards to find things out about each other, e.g. favourite colour. <i>Can children talk about their own personal information?</i></p>	
	<p>All About Them: Ask some children to share two things they have found out about their partners.</p>	
	<p>Personal Information: Show the title of the slide and discuss the meaning of these words. Link 'personal information' to the activity they have just taken part in.</p>	
	<p>What Is It Used For? Explain that some websites need information about us so they can provide us with important services like food deliveries and parcels. Point out that only grown-ups can give out their information. Reveal the surprising fact that some websites even show you things you might like and avoid showing you things you don't.</p>	
	<p>What Is Safe to Share? It's important to recognise what information affects our safety. Some information is more important than others, especially if it were to fall into the wrong hands. Look at the examples of what is OK to share and what needs to be kept safe.</p>	
	<p>Safe or Share? Children use the All About Me Cards and the Safe and Share Activity Sheet. Children talk together about what personal information they should keep safe and what information is OK to share. <i>Can children recognise what personal information they should keep safe from strangers?</i></p> <div style="display: flex; justify-content: space-around;"> <div data-bbox="215 1473 582 1641">  <p>In an adult-led group, children sort the different types of personal information into the two groups: Safe or Share.</p> </div> <div data-bbox="614 1473 981 1619">  <p>In pairs, children discuss and sort the different types of personal information into the two groups: Safe or Share.</p> </div> <div data-bbox="1013 1473 1380 1709">  <p>In pairs, children sort the different types of personal information from 'OK to share' to 'Keep it safe', discussing which information it is most important to keep safe.</p> </div> </div>	
	<p>Let's Sort Together: Ask children to help you sort the All About Me Cards on the Lesson Presentation into the Share box or the Safe box. Allow time for discussion and listen to the reasons behind each choice. Address any misconceptions. Then, discuss which of the pieces of information would be the most important to keep safe. Do all the children agree? Can they explain their choice?</p>	




What Would You Do? Discuss what to do if anyone – online or offline – asks for personal information. Give the children three choices (1, 2 or 3) and allow them to write what they think is the correct choice on their whiteboards or to show you that number of fingers to represent their choice. Make sure that all children are clear about who they could tell if they were asked about their personal information online. Do children know what to do if a stranger asks for personal information?



Taskit

Playit: In pairs or groups, children pretend that one person is a stranger who begins asking for personal information. Everyone else in the group practises how to respond.

Displayit: Set up a _____ display board. Put up one sign saying 'Keep It Safe' and one saying 'OK to Share'. Ask children to draw or write examples of things they think would fit into each category to add to the display.



Computing

Online Safety

My Personal Information



Aim

- I understand what personal information I need to keep safe.

Success Criteria

- I can talk about my own personal information.
- I can recognise what personal information can affect my safety.
- I know who to tell if someone asks for my personal information.

Stranger Danger



What is a 'stranger'?

Never accept gifts or sweets from a stranger.

Never get in a car with a stranger.

Never go anywhere with a stranger.

Never go off on your own without telling your parents or a trusted adult.

Never tell a stranger where you live or where you go to school.



All About Me



Look at the **All About Me Cards** with a partner.

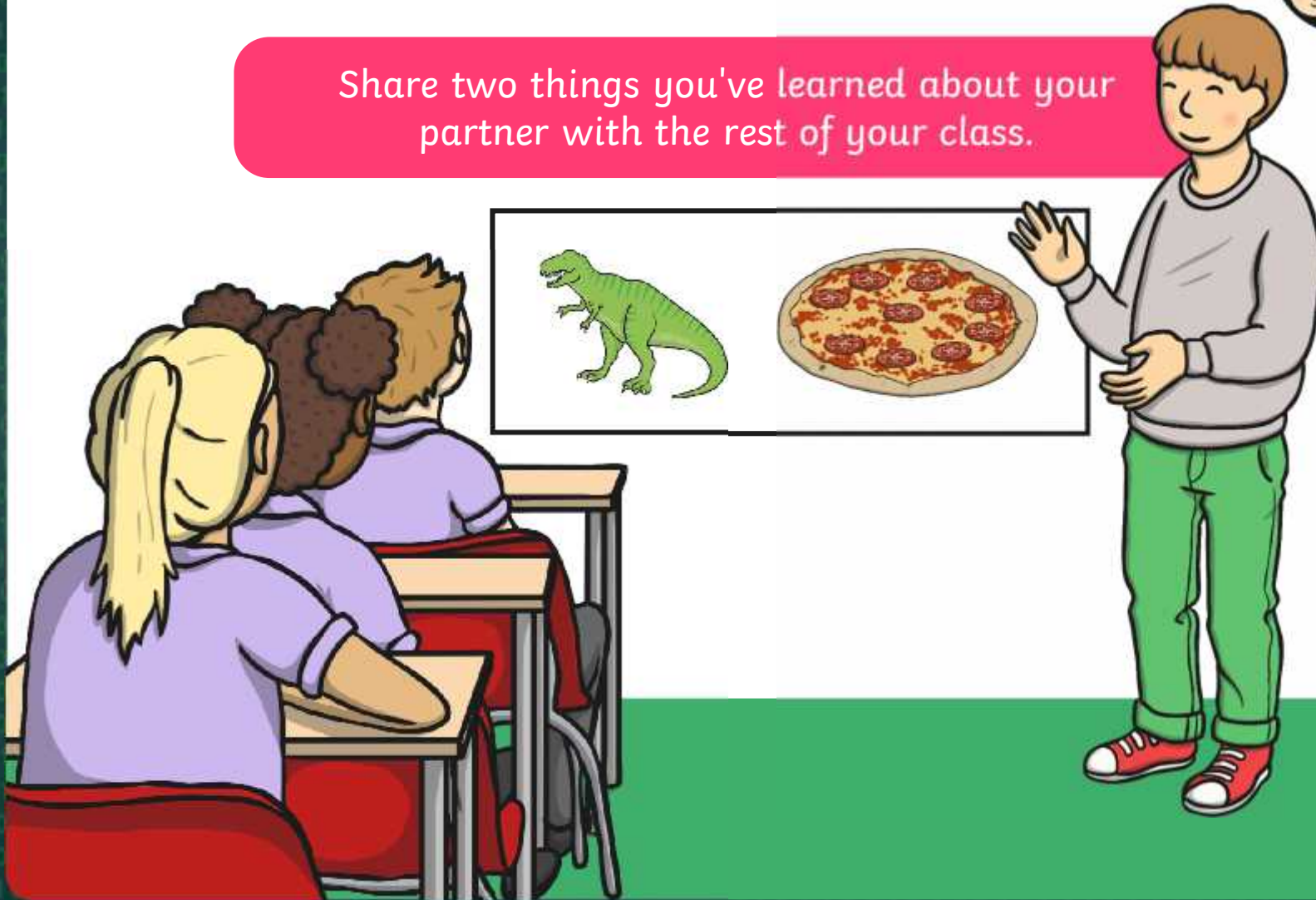
For each topic, share your answer and listen to your partner's.



All About Them



Share two things you've learned about your partner with the rest of your class.



Personal Information

Jason

Name

Pets



where you go to school



favourite food



where you live



favourite colour



date of birth



favourite toy



Personal information includes all things that are true about a person.

What Is It Used For?

How is personal information used online?

An address is used to make sure parcels are delivered to the right home.

Only an adult can give out this information.



Our interests are used to show us things we might like to see or buy online.





What Is Safe to Share?

Some information is OK to share online.




Things like our favourite animal, favourite fruit or our hobbies are all OK to talk about.



What Is Safe to Share?

Information that tells others where we are should be kept safe.

Things like where we live or where we go to school should **not** be shared with strangers.



Remember - You don't have to tell anyone anything at all if you don't want to.

Safe to Share?

In your pair or group, look again at the **All About Me Cards**.

Decide if the information on each card should be kept safe or if it's OK to share.

Which ones do you think are the most important to keep safe?



All About Me



Let's Sort Together

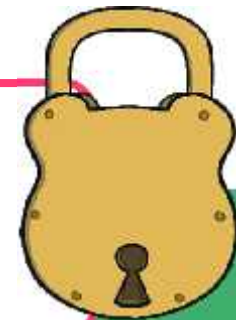
How did you sort the cards? Let's decide together whether each piece of information is OK to share or should be kept safe.

Your Favourite toy



Share

Safe



Let's Sort Together



Which piece of information do you think is most important to keep safe? Which is least important? What are your reasons?

Your Favourite toy




Your School



Your Family



Your Favourite food



Where you live



Your favourite colour



What Would You Do?



What would you do if someone online sent you this message?

Where do you live?



1. Don't reply and tell a trusted adult.
2. Tell the person where you live - it might be important.
3. Ask them why they want to know before answering.

Tell a trusted adult straight away.

Which trusted adults could you tell?

The correct answer is 1. You should not reply to someone asking for information about where you live.


Aim




- I understand what personal information I need to keep safe.

Success Criteria

- I can talk about my own personal information.
- I can recognise what personal information can affect my safety.
- I know who to tell if someone asks for my personal information.



Your favourite colour




Where you live



Your family



Your favourite food



Your school



Your favourite toy





Safe or Share

Read the **All About Me Cards**. Discuss them in your group.


If the information on the card is OK to share, place the card on the **Share** box.

If the information on the card needs to be kept safe, place the card on the **Safe** box.

Share



Safe





Safe or Share

Read the **All About Me Cards**. Discuss them with your partner.


If the information on the card is OK to share, place the card on the **Share** box.

If the information on the card needs to be kept safe, place the card on the **Safe** box.

Share



Safe





Safe or Share

With a partner, order the **All About Me Cards** from 1 to 6. 1 is the piece of information that is most OK to share and 6 is the information that it is most important to keep safe.

1

**Ok to
share**



2

3




Safe or Share

4

5

6

**Keep
it safe**



Online Safety | My Personal Information

To understand what personal information I need to keep safe.		
I can talk about my own personal information.		
I can recognise what personal information can affect my safety.		
I know who to tell if someone asks for my personal information.		

Online Safety | My Personal Information

To understand what personal information I need to keep safe.		
I can talk about my own personal information.		
I can recognise what personal information can affect my safety.		
I know who to tell if someone asks for my personal information.		

Online Safety | My Personal Information

To understand what personal information I need to keep safe.		
I can talk about my own personal information.		
I can recognise what personal information can affect my safety.		
I know who to tell if someone asks for my personal information.		

Online Safety | My Personal Information

To understand what personal information I need to keep safe.		
I can talk about my own personal information.		
I can recognise what personal information can affect my safety.		
I know who to tell if someone asks for my personal information.		

Online Safety | My Personal Information

To understand what personal information I need to keep safe.		
I can talk about my own personal information.		
I can recognise what personal information can affect my safety.		
I know who to tell if someone asks for my personal information.		

Online Safety | My Personal Information

To understand what personal information I need to keep safe.		
I can talk about my own personal information.		
I can recognise what personal information can affect my safety.		
I know who to tell if someone asks for my personal information.		

Online Safety | My Personal Information

To understand what personal information I need to keep safe.		
I can talk about my own personal information.		
I can recognise what personal information can affect my safety.		
I know who to tell if someone asks for my personal information.		

Online Safety | My Personal Information

To understand what personal information I need to keep safe.		
I can talk about my own personal information.		
I can recognise what personal information can affect my safety.		
I know who to tell if someone asks for my personal information.		